

POP[®]



Setting Tools

For POP[®] Rivets and POPNut[®] Threaded Inserts

POP®

POP® Rivet Setting Tools


From professional hand pliers to high capacity power tools, POP® rivet tools are reliable and lightweight, with a high force-to-weight ratio. They have been ergonomically designed and are easy to maintain.



| | |
|------------------------|----|
| Rivet Hand Tools | 4 |
| Rivet Power Tools | 6 |
| Riveting Systems | 8 |
| Rivet Tool Accessories | 10 |

The POP® rivet installation sequence is simple.

1. Place the mandrel of the POP® rivet into the nosepiece of the setting tool.
2. Insert the POP® rivet body through the hole of the materials to be fastened.
3. Pull the trigger of the setting tool. The POP® Rivet body clamps the materials together and expands to form a secondary head on the blind side of the joint. The mandrel breaks at a pre-determined force.
4. The materials are now fastened together.




Rivet Hand and Battery Tools

POP® hand tools. Durable and reliable.
Ideal for a wide range of applications.




TT55D

Classic Hand Plier
Rivet Tool




PS15

Hand Plier
Rivet Tool




PS25

Lazy Tong
Rivet Tool



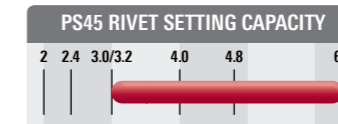
PS40

Lever
Rivet Tool




PS45

Telescopic
Lever Rivet Tool



MCS5800

Li-Ion
Battery Tool



Professional standard
Lightweight, robust and ergonomic
Supplied with full capacity range
of nosepieces
Supplied with nosepiece wrench

Professional standard
Lightweight, robust and ergonomic
Supplied with full capacity range
of nosepieces
Supplied with nosepiece wrench

Versatile, cordless tool for indoor
or outdoor applications
High setting speed
Well balanced with optimum
center of gravity
Supplied with full capacity range
of nosepieces
Supplied with nosepiece wrench

Article: 15370

| |
|---------------------|
| Capacity: 2.4 - 4.0 |
| Weight: 0.4kg |
| Length: 229mm |

Article: 17492

| |
|---------------------|
| Capacity: 2.4 - 4.8 |
| Weight: 0.6kg |
| Length: 245mm |

Article: 17496

| |
|-------------------------|
| Capacity: 3.0/3.2 - 6.4 |
| Weight: 2.4kg |
| Length closed: 305mm |
| Length extended: 805mm |

Article: 17493

| |
|-------------------------|
| Capacity: 3.0/3.2 - 6.4 |
| Weight: 1.9kg |
| Length: 515mm |

Article: 17494

| |
|-------------------------|
| Capacity: 3.0/3.2 - 6.4 |
| Weight: 2.6kg |
| Length: 490mm |
| Length extended: 665mm |

Article: 15701

| |
|-------------------------|
| Capacity: 3.0/3.2 - 4.8 |
| Weight: 2.2kg |
| Length: 265mm |
| Height: 300mm |
| Tool Stroke: 20mm |


Rivet Power Tools

POP® pneumatic power tools.
Setting a new standard.




ProSet® 1600 MCS

Micro to Mid-Range
Power Tool




ProSet® 2500 MCS

Mid-Range
Power Tool



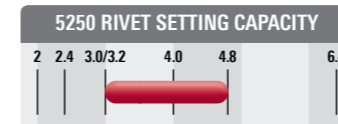
ProSet® 3400 MCS

High Capacity
Power Tool



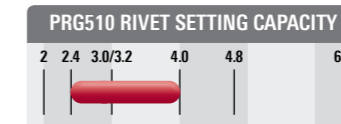
MCS5250

In-Line
Power Tool




PRG510

Robust
Power Tool



PRG540

Heavy Duty
Power Tool



- Lightweight polymer construction
- High force-to-weight ratio
- Comfortable two finger activation
- Quick disconnect front end assembly and MCS
- Energy saving on/off, left or right swivel air fitting
- Spring return for reliable fast setting
- Available with MCS (pictured) or deflector

- In-Line tool for suspension and POP® riveting in a vertical plane
- Supplied with MCS5000 remote vacuum mandrel collector

- Fully pneumatic
- Simple and effective
- High tensile aluminium casting

- Strong and durable
- High tensile aluminium casting

Article: 13492

| |
|---------------------------------------|
| Capacity: 2.0 - 4.0 |
| Weight: 1.05kg |
| Length: 272mm |
| Height: 227mm |
| Tool Stroke: 18mm |
| Pulling Force: 4850N @ 6.2 bar |
| Force/Weight Ratio: 4.6kN/kg |

Article: 14063

| |
|---------------------------------------|
| Capacity: 3.0 - 4.8 |
| Weight: 1.31kg |
| Length: 304mm |
| Height: 259mm |
| Tool Stroke: 18mm |
| Pulling Force: 9400N @ 6.2 bar |
| Force/Weight Ratio: 7.18kN/kg |

Article: 63408

| |
|--|
| Capacity: 3.2 - 6.4 |
| Weight: 2.00kg |
| Length: 334mm |
| Height: 316mm |
| Tool Stroke: 26mm |
| Pulling Force: 18500N @ 6.2 bar |
| Force/Weight Ratio: 9.74kN/kg |

Article: 15685

| |
|------------------------------|
| Capacity: 3.0 - 4.8 |
| Weight: 1.8kg |
| Length: 397mm |
| Width: 113mm |
| Tool Stroke: 15.87mm |
| Pulling Force: 7.56kN |

Article: 16260

| |
|------------------------------|
| Capacity: 2.4 - 4.0 |
| Weight: 1.8kg |
| Length: 166mm |
| Height: 293mm |
| Tool Stroke: 15.87mm |
| Pulling Force: 4.48kN |

Article: 16500

| |
|------------------------------|
| Capacity: 2.4 - 6.4 |
| Weight: 2.2kg |
| Length: 230mm |
| Height: 293mm |
| Tool Stroke: 17.4mm |
| Pulling Force: 14.2kN |

Riveting Systems

POP® rivet setting systems. Increase the efficiency of your production line.



Multi-Head

Multiple Rivet Setting Workstations

- Purpose built with multiple setting heads
- Designed for individual customer needs
- Simultaneous rivet setting saves time
- Foot operated trigger frees both hands for rivet loading and manoeuvring assembly
- High reliability minimises downtime
- Integral mandrel collection keeps workspace tidy

Rivet Presenter

Rotary Bowl Rivet Feeding System

- Facilitates single handed, high speed riveting and setting
- To be used in conjunction with any ProSet® Rivet Power tool (MCS Version)
- Feeder bowl has capacity for up to 1000 rivets
- Rivet is automatically loaded into the front of the tool when the tool is inserted into the receptacle at the front of the Rivet Presenter
- Easy to refill
- Ideal for “white glove” environments

Point&Set®

Automatic Riveting System

- Portable auto-feed riveting
- High speed and operator controlled
- Suitable for high volume POP® riveting where freedom of movement is required
- Feeder capacity 2500 rivets
- Can be integrated into a fully automated robotic rivet setting cell
- Operator interface module for programming and self diagnostics
- Contact Emhart for information on rivet compatibility

MCS5000

Remote Mandrel Collector

- Holds up to 8500 spent mandrels
- Promotes easy removal and recycling of scrap mandrels

Weight: 10.4kg

Length: 546mm

Height: 336mm

Width: 222mm

Working Air Pressure: 5.8 bar

Weight: 61.2kg

Height: 762mm

Width: 342mm

Depth: 711mm

Weight: 2.2kg

Height: 414mm

Diameter: 527mm

Air Consumption: 317litres/min

Max. Tube Length: 4.5m

Max. Rise: 1.8m

Max. Mandrel Length: 50mm

Rivet Tool Accessories

Corner heads and front end kits.
For restricted access.

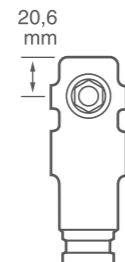
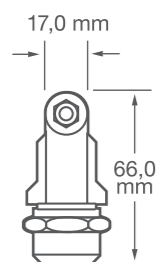
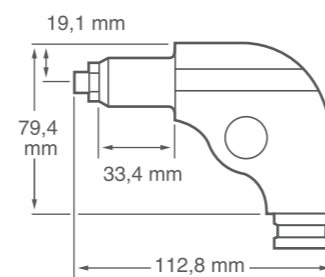
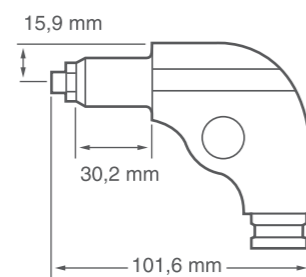
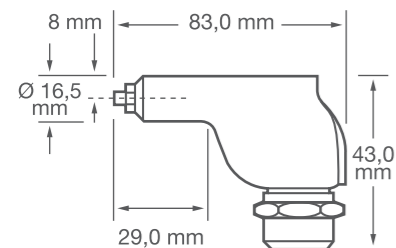


PRH830

PRH840

PRH850

Front End Kits



For use with:
ProSet® 2500 Adaptor Kit: 18731
PRG510 Adaptor Kit: 19490
PRG540 Adaptor Kit: 19488

For use with:
ProSet® 2500 Adaptor Kit: 18737
ProSet® 3400 Adaptor Kit: 18750
PRG510 Adaptor Kit: 19153
PRG540 Adaptor Kit: 19145

For use with:
ProSet® 3400 Adaptor Kit: 18869
PRG540 Adaptor Kit: 19254

Article: **19480**

Capacity: up to 3.2mm

Weight: 0.31kg

Article: **19024**

Capacity: up to 4.8mm

Weight: 0.5kg

Article: **19240**

Capacity: up to 6.4mm


Weight: 0.76kg

ProSet® 1600

Extended front end for deep applications

Capacity: 2.4 - 4.0mm

Article: **13495**




ProSet® 2500

Extended front end for deep applications

Capacity: 3.0 - 4.8mm

Article: **13163**

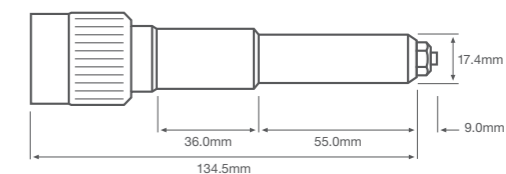


ProSet® 2500

Reduced diameter extended front end for narrow applications

Capacity: 3.0 - 4.0mm

Article: **13164**




ProSet® 3400

Extended front end for deep applications

Capacity: 3.2 - 6.4mm

Article: **13172**



POP® Rivet Range

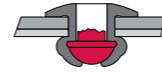
All from one source.

POP® Rivet and Tools – the perfect combination.



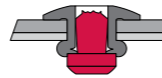
Break Stem Open

General purpose open rivet available in wide range of materials and head styles. Suitable for applications with normal load bearing requirements.



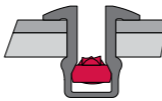
Vgrip™

High performance, Multi-Grip rivet with excellent claim properties and a wide blind side spread. Also features a positively retained mandrel head and grooved stem for optimum tool jaw life.



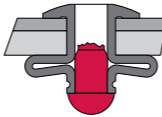
Closed End

Designed with a completely closed body, this rivet is ideal for applications that need to be water/pressure tight or where mandrel retention is paramount.



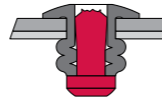
LSR (Load Spreading Rivet)

Load spreading characteristics make this rivet ideal for use in vulnerable, friable and the softest of materials.



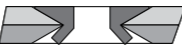
MGR (Multi-Grip Rivet)

The Multi-Grip rivet is designed to accommodate a wider grip range than other rivets allowing for lower inventory levels. Also provides good, rattle free, joint construction even in irregular holes.



FSR (Flush Setting Rivet)

Open rivet that sets flush on both sides of the application when set into a double countersunk hole. This space saving rivet offers near zero protrusion and eliminates loose mandrels.



Peel

Ideal for joining softer and more brittle materials such as plastics, rubber, wood, GFRP or laminates.



TVD

This unique closed end stainless steel range provides additional support to assemblies where weak or thin blind side materials are present.



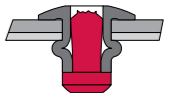
T-Rivet

The T-Rivet offers all the features of a peel rivet with the added benefit of pull-up. Improved shear strength is also achieved due to mandrel head retention after setting.



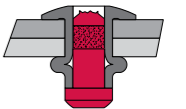
F Series

F series provides excellent hole fill for superior vibration resistance combined with a locked, rattle free mandrel that results in great joint construction.



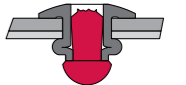
HS (High Strength)

The POP® rivet with the strength of an M6 Bolt also provides excellent claim properties, a positively retained mandrel head and wide blind side expansion.



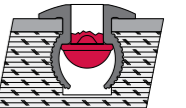
HR (High Retention)

Exceptional pull-up capability and increased blind side expansion give the perfect combination for overcoming air gaps whilst spreading the load during setting. Excellent mandrel retention and rattle resistance after setting.



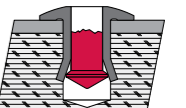
Grooved

Aluminium rivet for fixing into wood and other soft/fibrous base materials. Suitable for use in blind non-through holes.



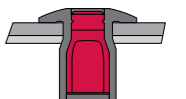
STR

This steel rivet has a peeling body ideal for use in wood and providing high resistance to pull out loads and mandrel head retention.



Ultra-Grip

Ultra-Grip (UG) Structural POP® Rivets offer high shear strength across wide grip ranges. The product also features excellent pull-up capability, provides hole filling and the resultant set product is rattle free.



POP Nut®

Threaded Insert Setting Tools


POPNut® setting tools give you the most up-to-date features to provide you with excellent setting performance. Compact and lightweight, reliable and easy to use, our tools offer optimum performance, whatever your application.



| | |
|-----------------------------|----|
| Threaded Insert Hand Tools | 16 |
| Threaded Insert Power Tools | 18 |
| Range Guide | 20 |

The POPNut® installation sequence is simple.

1. Push the POPNut® on the tool mandrel and it automatically spins on.
2. Place the POPNut® in the hole in the parent material.
3. Pull the trigger on the tool. The POPNut® collapses and forms a flange on the back side of the parent material. The tool automatically reverses and unthreads from the POPNut®.
4. Attach the mating part with a bolt and tighten.



Threaded Insert Hand Tools

POPNut® hand tools. Ideal for light engineering work, maintenance and repair.



PNT110

Hand Plier Tool

PNT210

Ratchet Tool

PNT310

Spindle Lever Tool

PNT410

Lever Tool

PNT110 SETTING CAPACITY

| | |
|-----------------|---------|
| ALUMINIUM | M3 - M6 |
| STEEL | M3 - M5 |
| STAINLESS STEEL | M3 - M5 |

PNT210 SETTING CAPACITY

| | |
|-----------------|----------|
| ALUMINIUM | M4 - M12 |
| STEEL | M4 - M12 |
| STAINLESS STEEL | M4 - M12 |

PNT310 SETTING CAPACITY

| | |
|-----------------|----------|
| ALUMINIUM | M4 - M12 |
| STEEL | M4 - M10 |
| STAINLESS STEEL | M4 - M8 |

PNT410 SETTING CAPACITY

| | |
|-----------------|----------|
| ALUMINIUM | M5 - M12 |
| STEEL | M5 - M12 |
| STAINLESS STEEL | M5 - M10 |

Professional standard
 Lightweight, strong design
 Adjustable mandrel protrusion
 Quick change mandrel and nosepiece
 Supplied with full capacity range of mandrels and nosepieces

Professional standard
 Lightweight, strong design
 Adjustable mandrel protrusion
 Quick change mandrel and nosepiece
 Supplied with full capacity range of mandrels and nosepieces

Article: 43111

Weight: 0.8kg

Length: 240mm

Article: 43112

Weight: 1.3kg

Length: 210mm

Article: 43113

Weight: 2.4kg

Length: 555mm

Article: 43114

Weight: 2.1kg

Length: 580mm

Threaded Insert Power Tools and Systems

POPNut® power tools. Stroke or pneumatic control to suit your production environment.



PNT800L-PC

Pneumatic Control Tool

PNT800L-PC SETTING CAPACITY

| | |
|-----------------|----------|
| ALUMINIUM | M6 - M10 |
| STEEL | M4 - M10 |
| STAINLESS STEEL | M4 - M10 |



PNT1000L-PC

Pneumatic Control Tool

PNT1000L-PC SETTING CAPACITY

| | |
|-----------------|----------|
| ALUMINIUM | M6 - M12 |
| STEEL | M6 - M12 |
| STAINLESS STEEL | M6 - M12 |

- Pneumatic control (PC) function automatically selects optimum stroke
- Fast cycle time as optimum stroke always delivered
- Automatic mandrel spin on for fast insert loading
- Quick change mandrel and nosepiece
- Lightweight, compact structure
- Single trigger pull for setting and reverse

Article: 42709

| |
|--|
| Weight: 1.81kg |
| Length: 287mm |
| Height: 268mm |
| Tool Stroke: 1.3 - 6.5mm |
| Working Air Pressure: 4.9 - 5.9 bar |

Article: 42708

| |
|--|
| Weight: 2.77kg |
| Length: 315mm |
| Height: 295mm |
| Tool Stroke: 1.3 - 10.5mm |
| Working Air Pressure: 4.9 - 5.9 bar |



PNT800A

Pneumatic-Hydraulic Stroke Tool

PNT800A SETTING CAPACITY

| | |
|-----------------|----------|
| ALUMINIUM | M3 - M10 |
| STEEL | M3 - M10 |
| STAINLESS STEEL | M3 - M8 |

- Spin-pull pneumatic hydraulic tool
- Automatic mandrel spin on for fast insert loading
- Quick change mandrel and nosepiece
- Simple stroke adjustment gauge
- Lightweight, compact structure
- Single trigger pull for setting and reverse

Article: 42825

| |
|--|
| Weight: 1.68kg |
| Length: 288mm |
| Height: 263mm |
| Tool Stroke: 1.3 - 6.5mm |
| Working Air Pressure: 4.9 - 5.9 bar |



POP® Counter System

Simple-to-use Batch Counter

- Simple "key set" display
- Counts each tool trigger pull
- Batch complete indicator
- Automatic air cut-off at batch complete point
- Assists operator accuracy
- Supports the quality assurance of the assembly process
- Helps ensure the correct number of threaded inserts has been set

| |
|---------------------------------|
| Weight: 5kg |
| Height: 200mm |
| Width: 200mm |
| Depth: 120mm |
| Max. Batch Quantity: 999 |

POPNut® Range

All from one source. POPNut® Threaded Inserts and Tools – the perfect combination.

| | Aluminium | | Steel | | Stainless Steel | |
|-------------------|-----------|-------|---------------|-----------|-----------------|----------------|
| | Round | Round | Linear Knurls | Hexagonal | Round | Semi-Hexagonal |
| Open End | | | | | | |
| Flat Head | ● | ● | ● | ● | ● | ● |
| Countersunk Head | ● | ● | ● | | ● | |
| Reduced Head | ● | ●* | ● | ●† | ● | ● |
| Closed End | | | | | | |
| Flat Head | ● | ● | ● | ● | ● | |
| Countersunk Head | ● | ● | ● | | | |
| Reduced Head | | | | ● | | |

* Metric and Imperial ranges available
† Semi-Hexagonal also available



POP® Tool Service Centres

Expert service and repair available from a network of approved service centres across Europe.




If you have invested in a POP® Tool then be assured that there is a network of highly experienced and competent POP® Tool Service Centres around Europe to support you.

To find your local Service Centre visit emhart.eu and select 'POP® Tool Service Centre' as your product line in the 'Find your distributor' page.



Tools Spares Guide

The complete range of spare parts.
Available for POP® and POPNut® tools.

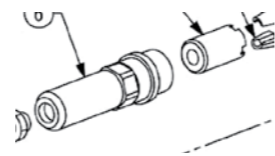


The POP® Tools Spares Guide is a users and buyers manual which assists in the identification of required spare parts.

Throughout the guide you will find:-

Exploded Views

Each tool listed is accompanied by an annotated exploded diagram to assist in the easy identification of the required spare part.



Front End Selection Guidance

On every tool page the first table groups together the essential components to construct the correct front end, to set the required size of rivet or threaded insert.



Wear and Spare Parts Identified

In each tool table, wear and spare parts are identified in the part type column. This feature will aid you in choosing the correct stock profile.

| | Part Type |
|--|-----------|
| | W |
| | S |
| | S |
| | S |
| | W |

Common Parts Listed

A table is provided which highlights spare parts that are shared by more than one tool. This will prevent unnecessary replication of parts within your inventory.

Emhart Media Library

Visit the Emhart Media Library, emhartmedia.com, to download:

- Tool Maintenance Manuals
- Tool Catalogues and Information
- Tool Images



Experience in manufacture – over 100 years

With over 100 years experience in the design and manufacture of assembly technology, Emhart remains a company infused with the spirit and culture of quality and innovation.

Multiple customers served in many diverse sectors

Emhart serves customers in many different sectors who have vastly different manufacturing environments; from repair and maintenance, site work, medium production lines and then to highly sophisticated automated production lines. Our fastening systems offer the perfect assembly solutions for them all.

Extensive product portfolio

Emhart's wide portfolio of fasteners includes POP® Rivets, POPNut® Threaded Inserts, hand and power setting tools and semi-automation systems, plus Tucker® Stud Welding and plastics. We are constantly reviewing and improving our products to offer the best assembly features in the market today.

Design and engineering in partnership

From design...to prototype...to manufacture. Where a specialist solution is required our experienced design team are on hand to work in partnership with your engineers to develop bespoke assembly solutions.

Technical expertise

Emhart offers full customer support by providing extensive technical training for our setting tools and Stud Welding systems. We can also perform a full review of your assembly line techniques to help your facility to optimum production output.

Marketing support for our distributors

We support our network of experienced distributors by providing quality products, technical training and marketing support items.

Quality Accreditations

Maintaining a high level of quality is an absolute priority for Emhart. From the control of incoming goods to intermediate tests within manufacturing to the final quality tests and delivery to the customer, quality management is the central theme. Emhart is accredited to TS16949, ISO9001, ISO14001.

Visit our new website **emhart.eu** for the latest news, literature, application advice, online interactive product catalogues and much more.



© Emhart Teknologies 2011

The latest version of this catalogue is available to view and download at www.emhartmedia.com

POP®, ProSet®, PointSet® and POPNut® are registered trademarks of Emhart Teknologies.
POPSet™ and SmartSet™ are trademarks of Emhart Teknologies.

Quality systems approvals from the world's household names in manufacturing serve to reinforce accreditation to ISO14001 / ISO9001 / TS16949.

As a result of our continuous design improvement, Emhart products are subject to modification. The latest technical data and drawings are available for any specific products on request.